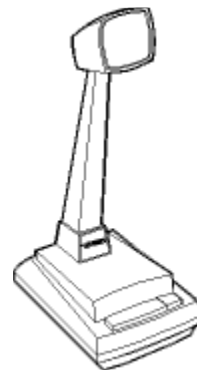


SBS-400 DYNAMIC DESK PAGING MICROPHONE

INTRODUCTION

These instructions contain the specifications and information necessary to install, operate and maintain the SBS-400, Dynamic Desk Paging Microphone.



SPECIFICATIONS

Applications

- Clarity Paging Systems

Features

- Dynamic element
- Omni-directional pickup pattern
- Cylolac housing with die cast base
- Push-to-Talk push bar with lock
- Heavy duty four-conductor shielded cable

Dimensions

- 9.375" H x 4.375"W x 5.875"D
(23.8cm H x 11.1cm W x 14.9cm D)

Specifications

Element	Dynamic
Pattern	Omni-directional
Frequency Response	50K to 12KHz
Output Impedance	Lo Z 400 Ohms
Output Level	Lo Z -58db (0db = 1mw/ 10 microbars)

INSTALLATION

Figure 1 (on reverse) depicts the SBS-400 with appropriate connections when used with a Clarity Mixer-Amplifier.

TECHNICAL ASSISTANCE

When trouble is reported, verify the unit is turned on and there are no broken connections leading to this unit.

Assistance in troubleshooting is available from the factory. When calling, you should have a VOM available and call from the job site. Call (540) 563-2000 and press 1 for Technical Support or visit or website at www.clarity-com.com

Clarity equipment is not field repairable. Clarity maintains service facilities in Roanoke, VA. Should repairs be necessary, attach a tag to the unit clearly stating company name, address, phone number, contact person, and the nature of the problem. Send the unit to:

Clarity
Repair and Return Dept.
5614 Hollins Road
Roanoke, VA 24019-5056

CLARITY MIXER-AMPLIFIER

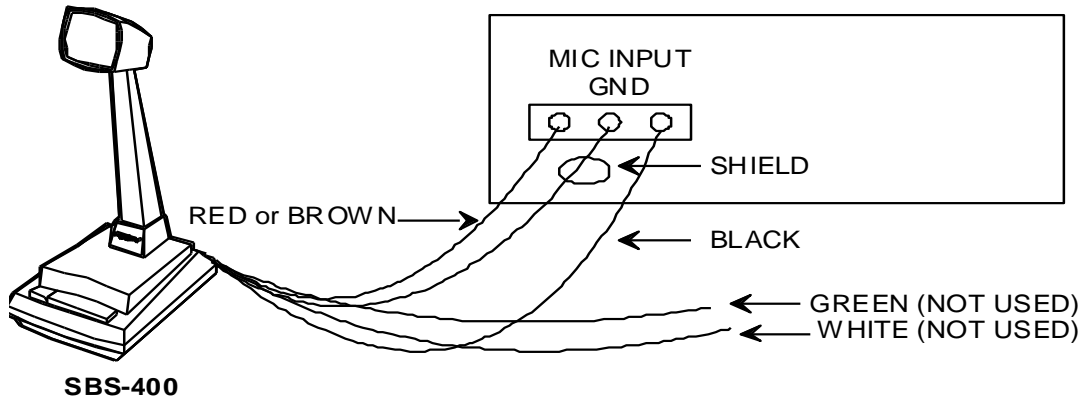



Figure 1 – SBS-400 Connecting Arrangement



Lift Switch: When the Lift Switch is enabled, the microphone becomes active when lifted, without regard to the push-to-talk switch position. When the Lift Switch is disabled, the push-to-talk switch must be depressed to active microphone.

High Z / Low Z output: Default position - Low Z. High Z is utilized when two-wire connection is necessary or when utilized with legacy amplifiers.

Figure 2 – Switch Functions

VALCOM LIMITED WARRANTY

Valcom, Inc. warrants its products only to the original purchaser, for its own use, to be free from defects in materials and workmanship under conditions of normal use and service for a period of one year from the date of shipment. This Limited Warranty obligation shall be limited to the replacement, repair or refund of any such defective device within the warranty period, provided that:

1. inspection by Valcom, Inc. indicates the validity of the claim;
2. the defect is not the result of damage, misuse or negligence after the original shipment;
3. the product has not been altered in any way or repaired by others and that factory sealed units are unopened (a service charge plus parts and labor will be applied to units defaced or physically damaged);
4. freight charges for the return of products to Valcom are prepaid;
5. all units 'out of warranty' are subject to a service charge. The service charge will cover minor repairs (major repairs will be subject to additional charges for parts and labor).

This Limited Warranty is in lieu of and excludes all other warranties, expressed or implied and in no event shall Valcom, Inc. be liable for any anticipated profits, consequential damages, loss of time or other losses incurred by the buyer in connection with the purchase, operation, maintenance, installation, removal or use of the product. The maximum liability of Valcom under this warranty is limited to the purchase price of the specific Product covered by the warranty.

Disclaimer. Except for the Limited Warranty provided herein, the product is provided "as-is" without any warranty of any kind whatsoever including, without limitation, any **WARRANTY OF MERCHANTABILITY, FITNESS FOR A PARTICULAR PURPOSE OR NON-INFRINGEMENT.**

This warranty specifically excludes damage incurred in shipment. In the event a product is received in damaged condition, the carrier should be notified immediately. Claims for such damage should be filed with the carrier involved in accordance with the F.O.B. point.

Headquarters:
Valcom, Inc.
5614 Hollins Road Roanoke, VA 24019-5056
Phone: (540) 563-2000 FAX: (540) 362-9800